

HERMOSA PROJECT DEVELOPMENT: ANTICIPATED ECONOMIC IMPACTS TO SANTA CRUZ COUNTY

Projections for initial development (zinc-lead-silver Taylor mineral resource only)

KEY

Direct Contribution

Includes total full-time and part-time employees, labor income, and value-added (GDP) generated by Hermosa mine development.


Indirect and Induced Contributions

Indirect contributions are attributable to purchases from local suppliers and also captures the additional input purchases from local suppliers by businesses supplying Hermosa, hereby creating subsequent rounds of indirect effects.

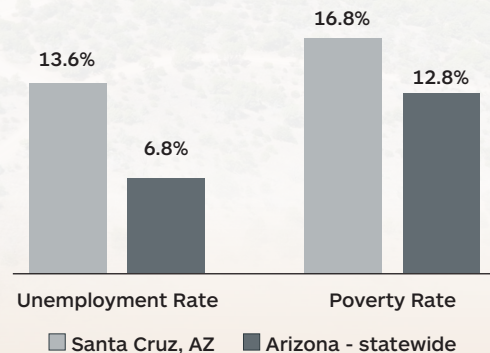
Induced contributions include spending at local businesses including grocery stores, restaurants, and service providers, by employees of Hermosa and its suppliers.

CONSTRUCTION PERIOD
July 2022-July 2027
(Cumulative contributions)

OPERATION PERIOD
2027 AND BEYOND
(Potential annual contributions for a typical year of operations)



UNEMPLOYMENT AND POVERTY RATE: SANTA CRUZ COUNTY VERSUS STATE OF ARIZONA, 2020



FOR PERSPECTIVE...



Contribution equivalent to about 20% of the county's current GDP.



Contribution equivalent to also about 20% of the county's current economic output.

PROJECTED AVERAGE ANNUAL PROPERTY TAXES BY TAXING JURISDICTION FIRST 15 YEARS OF OPERATION

SANTA CRUZ COUNTY SCHOOL DISTRICT 58%, \$5.3M	SANTA CRUZ COUNTY GOVERNMENT 39%, \$3.6M
SANTA CRUZ COUNTY COMMUNITY COLLEGE - 4%, \$0.3M	

2022 dollars in millions - Due to rounding, figures may not appear to sum.

Source: Economic and tax contributions of the Taylor Development at the Hermosa Project. (2022, March). EY.

HERMOSA PROJECT DEVELOPMENT: ANTICIPATED ECONOMIC IMPACTS TO STATE OF ARIZONA

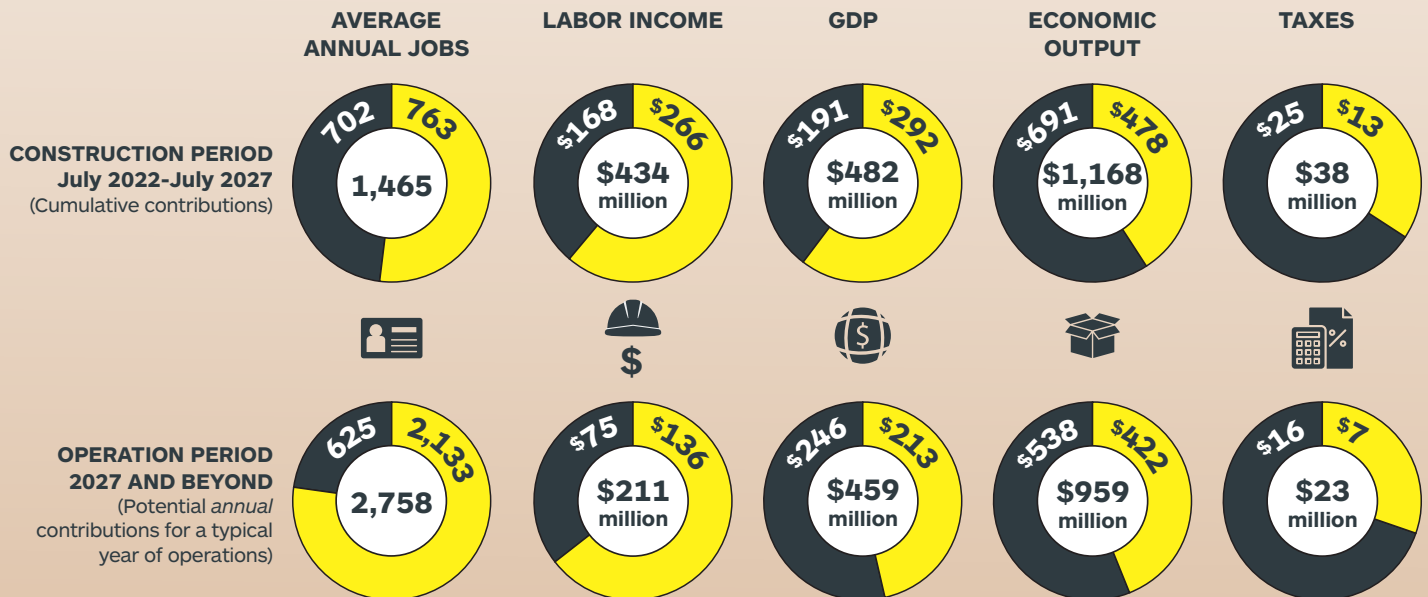
Projections for initial development (zinc-lead-silver Taylor mineral resource only)



KEY

Direct Contribution
Includes total full-time and part-time employees, labor income, and value-added (GDP) generated by Hermosa mine development.

Indirect and Induced Contributions
Indirect contributions are attributable to purchases from local suppliers and also captures the additional input purchases from local suppliers by businesses supplying Hermosa, hereby creating subsequent rounds of indirect effects.
Induced contributions include spending at local businesses including grocery stores, restaurants, and service providers, by employees of Hermosa and its suppliers.



2022 dollars in millions - Due to rounding, figures may not appear to sum.
Source: Economic and tax contributions of the Taylor Development at the Hermosa Project. (2022, March). EY.